

Myths and Hymns/WUDE

April 2023						
SUNDAY	MONDAY	TUESDAY	WEDNESDAY	THURSDAY	FRIDAY	SATURDAY
9	10	11	12	13	14	15
OFF (Rep Murder Strike)	LOAD-IN 7pm-11pm Start overhead hang Hang/cable linsets (around scenic, don't cable 5), help scenic with tech tables (Linesets top priority)	TECH DAY #1 1pm-6pm (FULL CREW) Finish hang, cable overhead, Ladders (top of day), Drop/cable accessories	TECH DAY #2 1pm-6pm (FULL CREW) Deck fixtures, continue to troubleshoot, Partial Dark at 4 (works have to be on before this)	TECH DAY #3 1pm-6pm (FULL CREW) Notes, Continue Focus, String lights if time, running blue check, stand lights, partial dark 1-4	TECH DAY #4 1pm-6pm (FULL CREW) Notes, Practical work & Hazer/Fogger set up (Audrey), LX Full Dark 1:30-5	TBD NOTES* (FULL CREW) 10am-12pm
		LOAD-IN 7pm-9pm (FULL CREW) Troubleshoot, Drop color/TXT, running blues focus select dress parade lights DRESS PARADE 9pm-11pm (OFF)	LOAD-IN/FOCUS 7pm-11pm Notes/continue focus, Partial Dark full night	SPACING 7pm-11pm (LD, ALD, PROG, SPOTS)	TECH #1 7pm-11pm (LD, ALD, PROG, SPOTS)	8/10 #1 (LD, ALD, PROG, SPOTS)
16	17	18	19	20	21	22
TBD NOTES* (FULL CREW) 10am-12pm	TECH DAY #5 1pm-6pm (FULL CREW) Notes 1-2, 2-6 Dark Time	DRESS #2 7pm-11pm (LD, ALD, PROG, SPOTS)	DRESS #3 & PHOTOS 7pm-11pm (LD, ALD, PROG, SPOTS)	PREVIEW 7pm-11pm (LD, ALD, PROG, SPOTS)	SHOW #1 (BOARD OP, SPOTS)	SHOW #2 (BOARD OP, SPOTS)
8/10 #2 (LD, ALD, PROG, SPOTS)	DRESS #1 7pm-11pm					SHOW #3 (BOARD OP, SPOTS)
23	24	25	26	27	28	29
SHOW #4 (BOARD OP, SPOTS)	WUDE TECH DAY 1pm-6pm (FULL CREW) 1-3 Work/Focus Time 3-6 LX Off, Sound/Proj Focus Time	CUEING/SPACING	10/12	TECH PREVIEW 7pm-11pm	SHOW #1	SHOW #2
CHANGEOVER 4pm-12am* (FULL CREW)	FOCUS 6pm-11pm (FULL CREW)					SHOW #3
30						
SHOW #4 STRIKE						

* Subject to change
 Last Updates 3/23/23

LD: GREYSON NORRIS
 HE: AUDREY WUBBENA

WUDE INVENTORY

FIXTURE INVENTORY				
TYPE	NEED	STOCK	REMAINING	Comments
INSTRUMENTS				
ETC Source 4 Bodies	126	126	0	Don't have an exact number - Plenty
Chauvet Ovation Reve E3	48	75	27	
ETC Source 4 5°	0	6	6	NOT IN USE
ETC Source 4 10°	0	4	4	NOT IN USE
ETC Source 4 14°	0	4	4	NOT IN USE
ETC Source 4 19°	75	77	2	
ETC Source 4 26°	99	102	3	
ETC Source 4 36°	24	36	12	
ETC Source 4 50°	0	11	11	NOT IN USE
ETC Source 4 25°-50° Zoom	0	4	4	NOT IN USE
ETC Source 4 90°	0	2	2	NOT IN USE
ETC Source 4 Parnel (750w)	0	6	6	NOT IN USE
ETC Source 4 Par Bodies (575w)	0	35	35	NOT IN USE
ETC Source 4 Par VNFL	0	35	35	NOT IN USE
ETC Source 4 Par NFL	0	35	35	NOT IN USE
ETC Source 4 Par MFL	0	35	35	NOT IN USE
ETC Source 4 Par WFL	0	35	35	NOT IN USE
Par 64 Bodies	0	58	58	NOT IN USE
Par 64 VNFL (100w)	0	27	27	NOT IN USE
Par 64 NFL (100w)	0	36	36	NOT IN USE
Par 64 MFL (100w)	0	31	31	NOT IN USE
Par 64 WFL (100w)	0	29	29	NOT IN USE
Chauvet Ovation F-915 FC	32	32	0	
Morpheus M-Fader	0	26	26	NOT IN USE
Morpheus M-Fader Source 4 Size Face Plate	0	18	18	NOT IN USE
S-Faders	0	10	10	NOT IN USE

LD: GREYSON NORRIS
 HE: AUDREY WUBBENA

WUDE INVENTORY

FIXTURE INVENTORY				
TYPE	NEED	STOCK	REMAINING	Comments
Birdies	0	10	10	NOT IN USE
Mac Viper Profile	3	4	1	
Chroma-Q Color Force II 72	8	8	0	Lineset 7
Altman R40 Strip Light	0	16	16	NOT IN USE
Altman Zip Strip	0	7	7	NOT IN USE
3-cel Sky Cyc	0	3	3	NOT IN USE
Diversitronics Par Strobe	0	3	3	NOT IN USE
Star Strobe	0	16	16	NOT IN USE
Lighting Box (900w Photo Floods)	0	9	9	NOT IN USE
ACCESSORIES				
Rosco I-Cue Intelligent Mirror	4	4	0	I-Cue/DMX Iris Together Two owned by Rep
Rosco DMX Iris	4	4	0	I-Cue/DMX Iris Together Two owned by Rep
Apollo Gobo Rotator	0	3	3	NOT IN USE
6.25" Full Top Hat	0	39	39	NOT IN USE
6.25" Flocked Full Top Hat	0	7	7	NOT IN USE
6.25" Flocked Half Hat	0	36	36	NOT IN USE
6.25" Eyelash	0	6	6	NOT IN USE
6.25" - 7.5" Color Extender	0	36	36	NOT IN USE
7.5" Full Top Hat	0	42	42	NOT IN USE
7.5" Color Extender	0	24	24	NOT IN USE
7.5" Color Extender - Short	0	7	7	NOT IN USE
7.5" Barn Door	0	3	3	NOT IN USE
7.5" Egg Crate	0	8	8	NOT IN USE
10" Top Hat	0	15	15	NOT IN USE

LD: GREYSON NORRIS
HE: AUDREY WUBBENA

WUDE INVENTORY

FIXTURE INVENTORY				
TYPE	NEED	STOCK	REMAINING	Comments
10" Half Hat	0	2	2	NOT IN USE
10" Eyelash	0	4	4	NOT IN USE
10" Barn Door	0	10	10	NOT IN USE
Manual Iris	4	5	1	Spotlights
ATMOSPHERICS				
MGD ATMe Haze Generator	0	0	0	NOT IN USE Owned by Rep
Le Maitre Peasouper	0	0	0	NOT IN USE Owned by Rep

LD: GREYSON NORRIS
 HE: AUDREY WUBBENA

WUDE DMX

DMX BREAKDOWN					
CHANNEL	ADDRESS	NODE/PORT	LOCATION	FIXTURE PROFILE	FIXTURE TYPE
UNIVERSE 1					
-	1/1	ETC Net	Network	Dimmer	ETC 98 Racks
-	1/400	Hard DMX Port	Console	Dimmer	Strand 48 Rack
UNIVERSE 2					
-	2/255	A: Port 1	-	Dimmer	House Lights
UNIVERSE 4					
251	4/1-18	E: Port 1	SR Boom 1	Ovation Reve E3 18ch	Chauvet Reve E-3 260w
252	4/19-36		SR Boom 1		
253	4/37-54		SR Boom 2		
254	4/55-72		SR Boom 2		
255	4/73-90		SR Boom 2		
301	4/91-108		SR Boom 1		
302	4/109-126		SR Boom 1		
303	4/127-144		SR Boom 2		
304	4/145-162		SR Boom 2		
305	4/163-180		SR Boom 2		
351	4/181-198		SR Boom 1		
352	4/199-216		SR Boom 1		
353	4/217-234		SR Boom 2		
354	4/235-252		SR Boom 2		
355	4/253-270		SR Boom 2		

LD: GREYSON NORRIS
 HE: AUDREY WUBBENA

WUDE DMX

DMX BREAKDOWN

CHANNEL	ADDRESS	NODE/PORT	LOCATION	FIXTURE PROFILE	FIXTURE TYPE
UNIVERSE 6					
256	6/1-18	C: Port 1	SR Boom 3	Ovation Reve E3 18ch	Chauvet Reve E-3 260w
257	6/19-36	C: Port 2	SR Boom 4		
258	6/37-54	C: Port 3	SR Boom 5		
306	6/55-72	C: Port 1	SR Boom 3		
307	6/73-90	C: Port 2	SR Boom 4		
308	6/91-108	C: Port 3	SR Boom 5		
356	6/109-126	C: Port 1	SR Boom 3		
357	6/127-144	C: Port 2	SR Boom 4		
358	6/145-162	C: Port 3	SR Boom 5		
UNIVERSE 7					
266	7/1-18	B: Port 1	SL Boom 3	Ovation Reve E3 18ch	Chauvet Reve E-3 260w
267	7/19-36	B: Port 2	SL Boom 4		
268	7/37-54	B: Port 3	SL Boom 5		
316	7/55-72	B: Port 1	SL Boom 3		
317	7/73-90	B: Port 2	SL Boom 4		
318	7/91-108	B: Port 3	SL Boom 5		
366	7/109-126	B: Port 1	SL Boom 3		
367	7/127-144	B: Port 2	SL Boom 4		
368	7/145-162	B: Port 3	SL Boom 5		

LD: GREYSON NORRIS
 HE: AUDREY WUBBENA

WUDE DMX

DMX BREAKDOWN					
CHANNEL	ADDRESS	NODE/PORT	LOCATION	FIXTURE PROFILE	FIXTURE TYPE
UNIVERSE 8					
	8/1-18	C: Port 1	Vom Right	Ovaion Reve E3 18ch	Chauvet Reve E-3 260w
	8/19-36		Vom Left		
	8/37-54				
	8/55-72				
UNIVERSE 9					
261	9/1-18	D: Port 2	SL Boom 1	Ovation Reve E3 18ch	Chauvet Reve E-3 260w
262	9/19-36		SL Boom 1		
263	9/37-54		SL Boom 2		
264	9/55-72		SL Boom 2		
265	9/73-90		SL Boom 2		
311	9/91-108		SL Boom 1		
312	9/109-126		SL Boom 1		
313	9/127-144		SL Boom 2		
314	9/145-162		SL Boom 2		
315	9/163-180		SL Boom 2		
361	9/181-198		SL Boom 1		
362	9/199-216		SL Boom 1		
363	9/217-234		SL Boom 2		
364	9/235-252		SL Boom 2		
365	9/253-270		SL Boom 2		

LD: GREYSON NORRIS
 HE: AUDREY WUBBENA

WUDE DMX

DMX BREAKDOWN

CHANNEL	ADDRESS	NODE/PORT	LOCATION	FIXTURE PROFILE	FIXTURE TYPE
UNIVERSE 10					
	9/	A: Port 2	Inner Ring Right	Rosco I-Cue	Rosco I-Cue
	9/			Generic DMX Iris	DMX Iris
	9/		Inner Ring Left	Rosco I-Cue	Rosco I-Cue
	9/			Generic DMX Iris	DMX Iris
	9/		New Pipe Right	Rosco I-Cue	Rosco I-Cue
	9/			Generic DMX Iris	DMX Iris
	9/		New Pipe Left	Rosco I-Cue	Rosco I-Cue
	9/			Generic DMX Iris	DMX Iris
UNIVERSE 11					
52	11/1-18	A: Port 4	Low Center Cloud	Ovation F 915FC 18ch	Chauvet Ovation F915 260w
57	11/19-36		Inner Ring Left		
53	11/37-54		Inner Ring Left		
58	11/55-72		Step Down Left		
56	11/73-90		Inner Ring Left		
63	11/91-108		Step Down Left		
UNIVERSE 12					
55	12/1-18	A: Port 5	Inner Ring Right	Ovation F 915FC 18ch	Chauvet Ovation F915 260w
51	12/19-36		Inner Ring Right		
54	12/37-54		Step Down Right		
59	12/55-72		Step Down Right		

LD: GREYSON NORRIS
 HE: AUDREY WUBBENA

WUDE DMX

DMX BREAKDOWN

CHANNEL	ADDRESS	NODE/PORT	LOCATION	FIXTURE PROFILE	FIXTURE TYPE		
UNIVERSE 13							
60	13/1-18	A: Port 6	Inner Ring	Ovation F 915FC 18ch	Chauvet Ovation F915 260w		
62	13/19-36		Inner Ring				
61	13/37-54		Inner Ring				
64	13/55-72		Backlight Hole				
65	13/73-90		Backlight Hole				
67	13/91-108		Backlight Hole				
68	13/109-126		Backlight Hole				
66	13/127-144		Backlight Hole				
UNIVERSE 14							
69	14/1-18	B: Port 4	LX1/LS2	Ovation F 915FC 18ch	Chauvet Ovation F915 260w		
70	14/19-36						
71	14/37-54						
72	14/55-72						
73	14/73-90						
701	5/100-139			Mac Viper Performance 16B Extended	Martin MAC Viper 1225w		
702	5/200-239			Mac Viper Performance 16B Extended	Martin MAC Viper 1225w		
703	5/300-339			Mac Viper Performance 16B Extended	Martin MAC Viper 1225w		
UNIVERSE 15							
74	15/1-18	B: Port 5	Unistrut C	Ovation F 915FC 18ch	Chauvet Ovation F915 260w		
75	15/19-36						
76	15/37-54						
77	15/55-72						
78	15/73-90						
79	15/91-108						
80	15/109-126						
81	15/127-144					Unistrut D	

LD: GREYSON NORRIS
HE: AUDREY WUBBENA

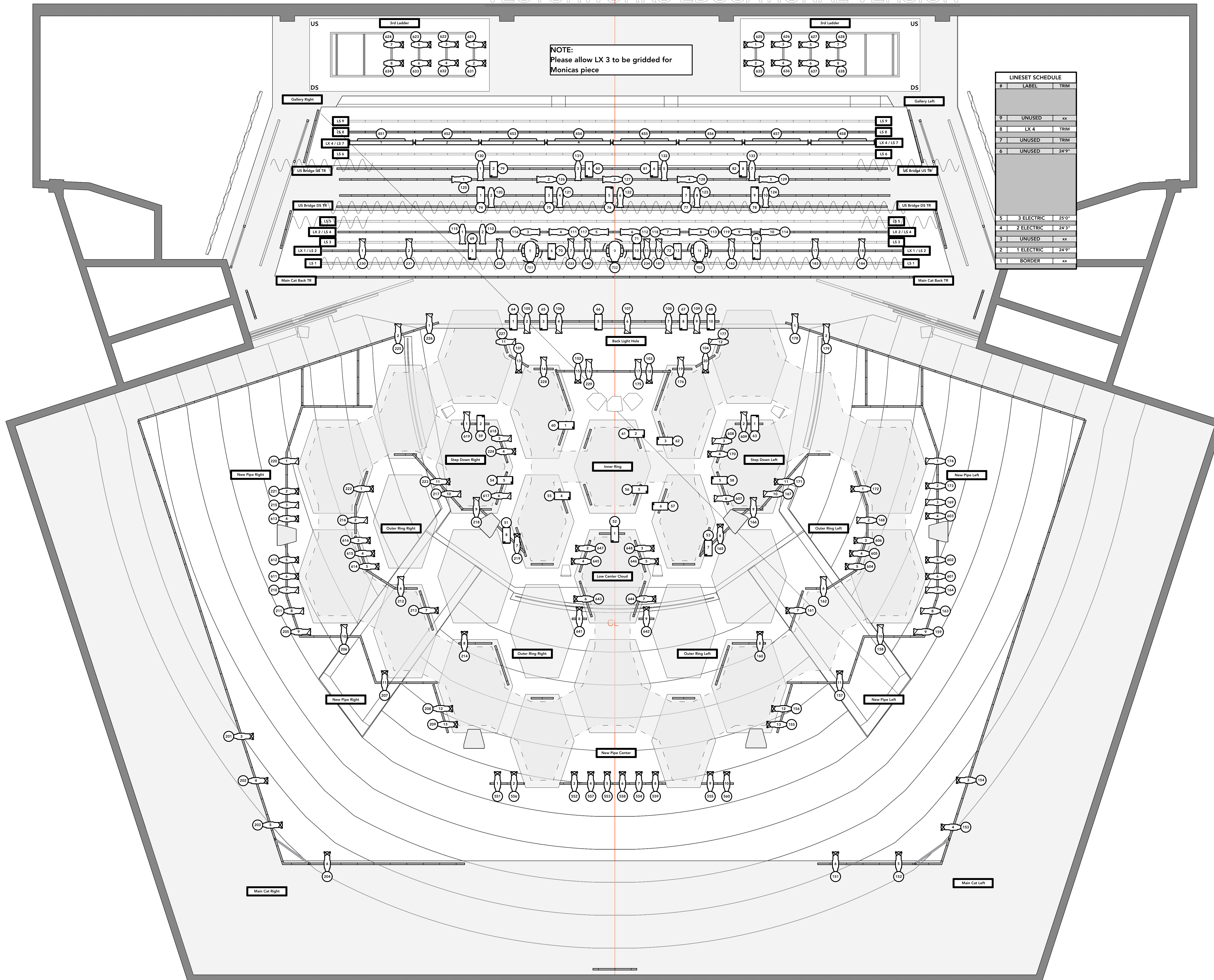
WUDE DMX

DMX BREAKDOWN					
CHANNEL	ADDRESS	NODE/PORT	LOCATION	FIXTURE PROFILE	FIXTURE TYPE
82	15/145-162				
UNIVERSE 16					
451	1-50	B: Port 6	LX4/LS7	Color Force II 72 RGBA x2 On MC [50][12 cell]	Color Force II 72 RGBA
452	51-100				
453	101-150				
454	151-200				
455	201-250				
456	251-300				
457	301-351				
458	351-400				

LD: GREYSON NORRIS
HE: AUDREY WUBBENA

WUDE NODE KEY

NODE KEY		
NODE	PORT	UNIVERSE
NODE A (INNER RING)	1	2
	2	9
	3	10
	4	11
	5	12
	6	13
	7	14
NODE B (GALLERY SL)	1	7
	2	7
	3	7
	4	14
	5	15
	6	16
NODE C (GALLERY SR)	1	6
	2	6
	3	6
NODE D (VOM SL)	1	8
	2	9
NODE E (VOM SR)	1	4
	2	5



NOTE:
Please allow LX 3 to be gridded for
Monicas piece

LINESET SCHEDULE		
#	LABEL	TRIM
9	UNUSED	xx
8	LX 4	TRIM
7	UNUSED	TRIM
6	UNUSED	24"
5	3 ELECTRIC	25"
4	2 ELECTRIC	24"
3	UNUSED	xx
2	1 ELECTRIC	24"
1	BORDER	xx

Instrument Key

- Source 4 750W
19 Degree
- Source 4 750W
26 Degree
- Source 4 750W
36 Degree
- Ovation Reve E3 (18ch)
26 Degree
- Ovation 915FC (18ch)
- Martin
- MAC
- Viper
- Chroma Q ColorForce II

Label Legend

- Channel → ##
- Unit Number → ##
- Texture → ##
- Color → ##

Accessory Key

Notes

All lights need lamps
Have appropriate frame sizes for fixtures and
A-Size Gobos + Frames
Have cuts of R119 and R132 available for all
fixture sizes
Down systems are yoked to the respective side
of the pipe they are on

DISCLAIMER:

The drawings and information contained herein represent visual
concepts and construction suggestions only. The Designer is
unqualified to determine the structural appropriateness of this design
and will not assume responsibility for improper engineering,
electrification, construction, handling, or use of this system. All
materials, construction, and wiring throughout shall comply with the
most stringent of federal, state, and local fire and safety codes.



Greyson Norris
greyson.r.norris@gmail.com
512-800-4268

Creative Team

Artistic Director: Xi Chao
Lighting Designer: Greyson Norris
Costumes: XXXXXXXX
Sound Designer: XXXXXXXX
Assistant Lighting Designer: Spencer Roe-Weaver
Head Electrician: Audrey Wubben
Tech Director: Victoria Esquivel

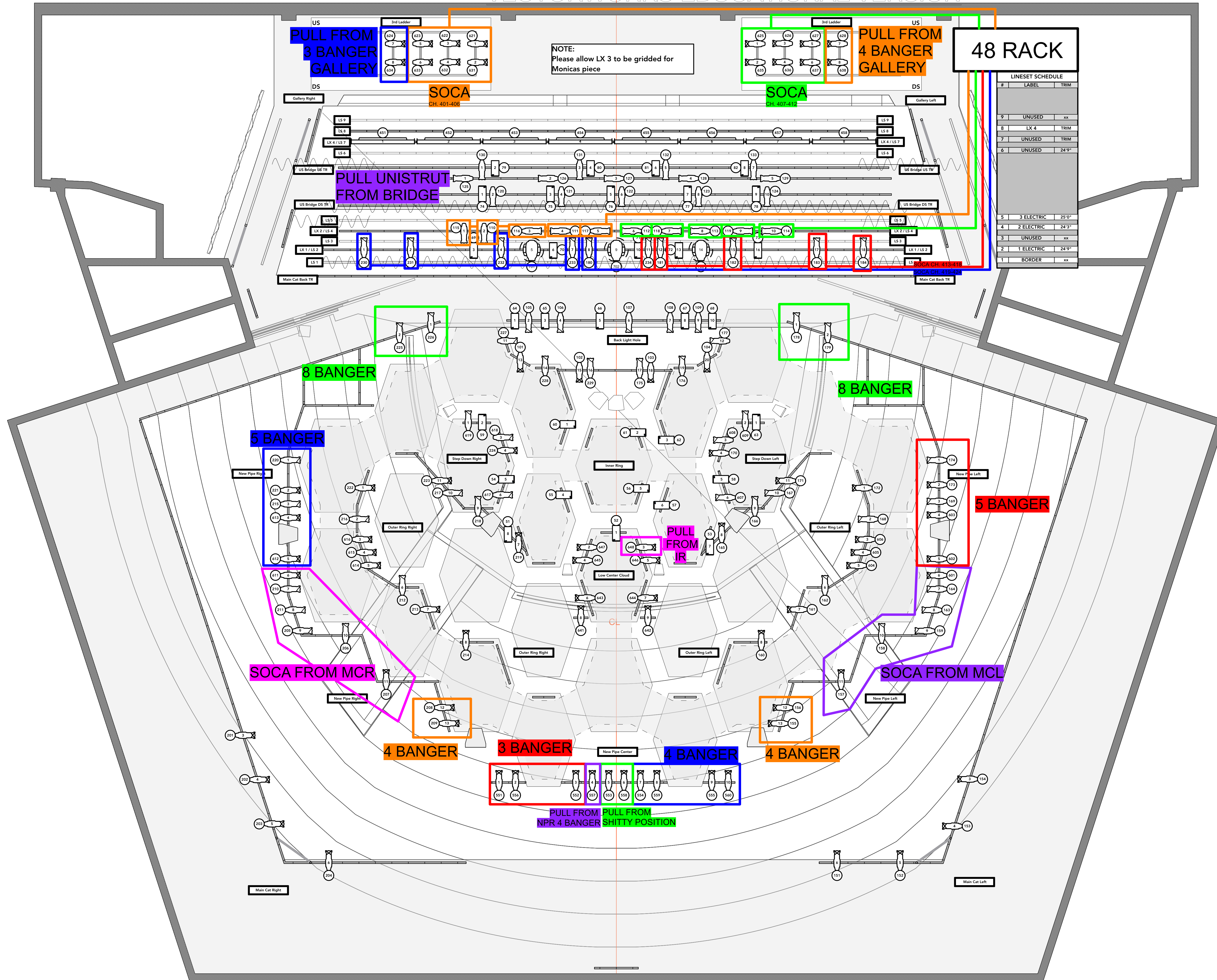
Revisions

Pre-lim Plot	03 / 28 / 2023
Final Plot	-- / -- / ----

OH PLOT
Plate Name:
Scale: 1' = 1/4"
Greyson Norris
Drafted by:
Loretto Hilton's Browning Theater

1 of 6

Plate Number:



48 RACK

LINESET SCHEDULE		
#	LABEL	TRIM
9	UNUSED	xx
8	LX 4	TRIM
7	UNUSED	TRIM
6	UNUSED	24"9"
5	3 ELECTRIC	25"0"
4	2 ELECTRIC	24"3"
3	UNUSED	xx
2	1 ELECTRIC	24"9"
1	BORDER	xx

NOTE:
Please allow LX 3 to be gridded for Monicas piece

Instrument Key

- Source 4 750W
19 Degree
- Source 4 750W
26 Degree
- Source 4 750W
36 Degree
- Ovation Reve E3 (18ch)
26 Degree
- Ovation 915FC (18ch)
- Martin
MAC
- Viper
- Chroma Q ColorForce II

Label Legend

- Channel → ##
- Unit Number → ##
- Texture → ##
- Color → ##

Accessory Key

Notes

All lights need lamps
Have appropriate frame sizes for fixtures and A-Size Gobos + Frames
Have cuts of R119 and R132 available for all fixture sizes
Down systems are yoked to the respective side of the pipe they are on

DISCLAIMER:

The drawings and information contained herein represent visual concepts and construction suggestions only. The Designer is unqualified to determine the structural appropriateness of this design and will not assume responsibility for improper engineering, electrification, construction, handling, or use of this system. All materials, construction, and wiring throughout shall comply with the most stringent of federal, state, and local fire and safety codes.



Greyson Norris
greyson.r.norris@gmail.com
512-800-4268

Creative Team

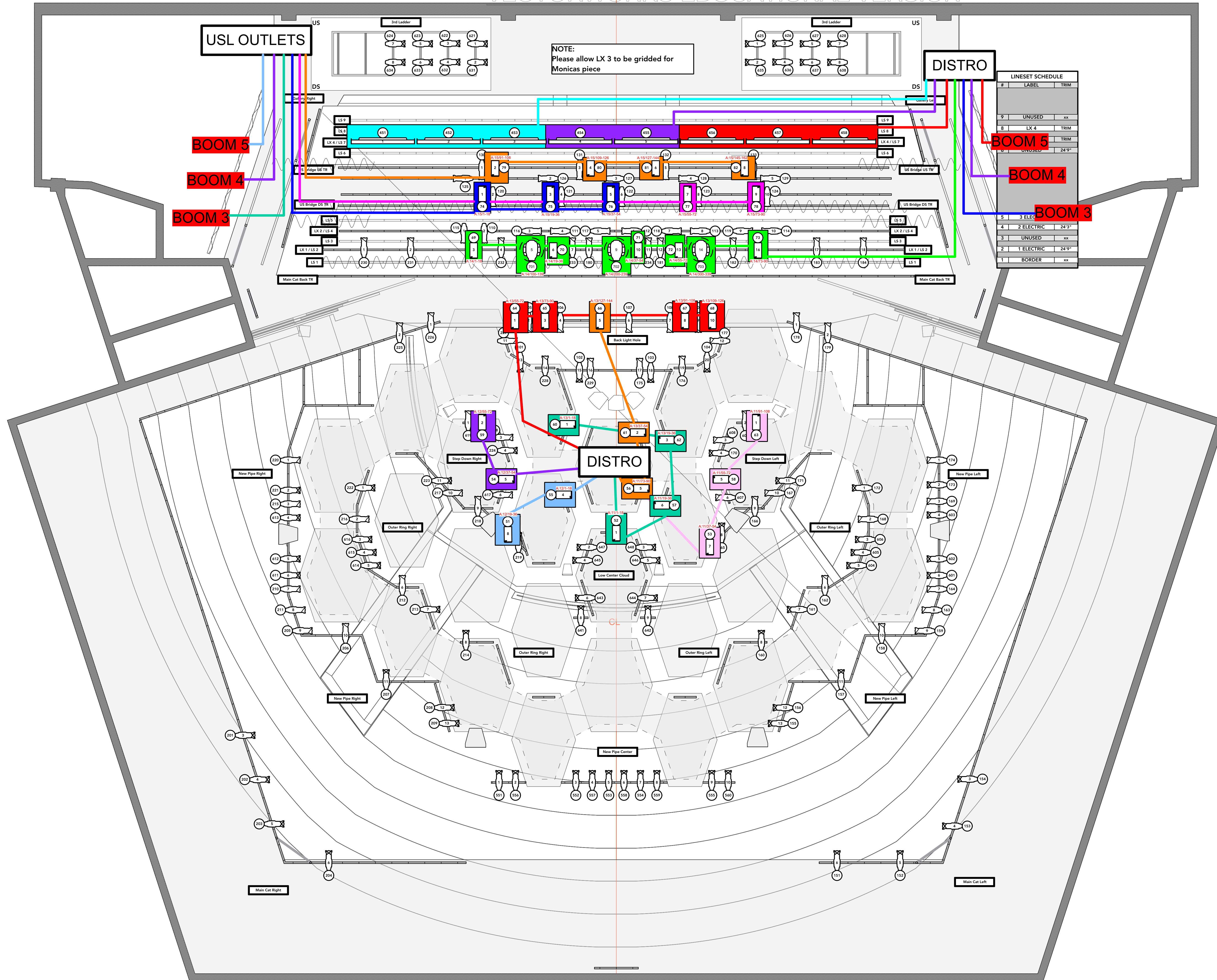
Artistic Director: Xi Chao
Lighting Designer: Greyson Norris
Costumes: XXXXXXXX
Sound Designer: XXXXXXXX
Assistant Lighting Designer: Spencer Roe-Weaver
Head Electrician: Audrey Wubben
Tech Director: Victoria Esquivel

Revisions

Pre-lim Plot	03 / 28 / 2023
Final Plot	-- / -- / ----

Dimmer Plot

Plate Name:
Scale: 1' = 1/4"
Drafted by: Greyson Norris
Plate Number:
2 of 6
Loretto Hilton's Browning Theater



Instrument Key

- Source 4 750W
19 Degree
- Source 4 750W
26 Degree
- Source 4 750W
36 Degree
- Ovation Reve E3 (18ch)
26 Degree
- Ovation 915FC (18ch)
- Martin
MAC
- Viper
- Chroma Q ColorForce II

Label Legend

- Channel → ##
- Unit Number → ##
- Texture → ##
- Color → ##

Accessory Key

Notes

- All lights need lamps
- Have appropriate frame sizes for fixtures and A-SizeGobos + Frames
- Have cuts of R119 and R132 available for all fixture sizes
- Down systems are yoked to the respective side of the pipe they are on

DISCLAIMER:

The drawings and information contained herein represent visual concepts and construction suggestions only. The Designer is unqualified to determine the structural appropriateness of this design and will not assume responsibility for improper engineering, electrification, construction, handling, or use of this system. All materials, construction, and wiring throughout shall comply with the most stringent of federal, state, and local fire and safety codes.



Greyson Norris
greyson.r.norris@gmail.com
512-800-4268

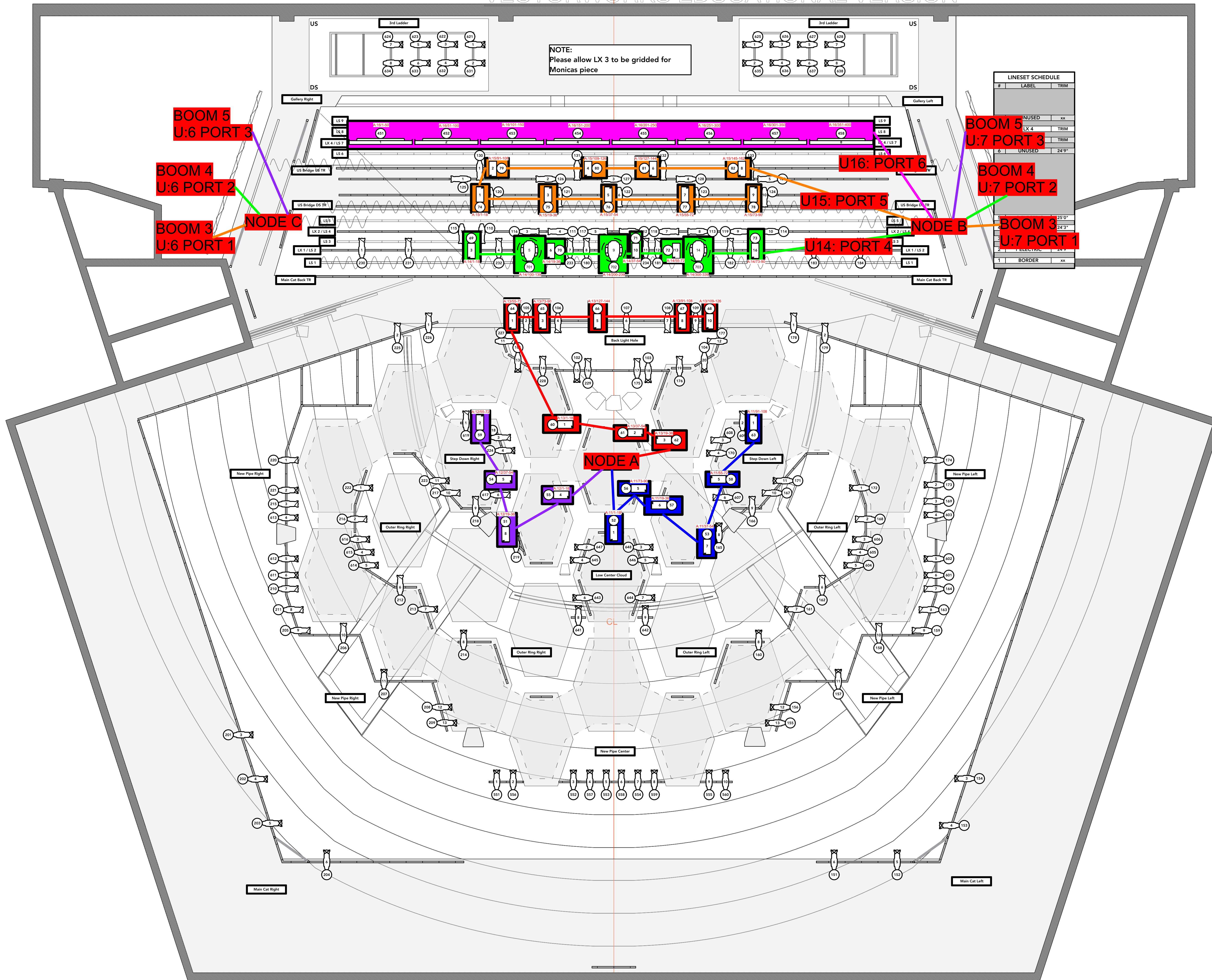
Creative Team

- Artistic Director: Xi Chao
- Lighting Designer: Greyson Norris
- Costumes: XXXXXXXX
- Sound Designer: XXXXXXXX
- Assistant Lighting Designer: Spencer Roe-Weaver
- Head Electrician: Audrey Wubbena
- Tech Director: Victoria Esquivel

Revisions

Pre-lim Plot	03 / 28 / 2023
Final Plot	-- / -- / ----

Hot Power Plot
Plate Name: **3 of 6**
Scale: 1' = 1/4"
Greyson Norris
Drafted by: Loretto Hilton's Browning Theater



Instrument Key

- Source 4 750W
19 Degree
- Source 4 750W
26 Degree
- Source 4 750W
36 Degree
- Ovation Reve E3 (18ch)
26 Degree
- Ovation 915FC (18ch)
- Martin
MAC
- Viper
- Chroma Q ColorForce II

Label Legend

- Channel → ##
- Unit Number → ##
- Texture → ##
- Color → ##

Accessory Key

Notes

- All lights need lamps
- Have appropriate frame sizes for fixtures and A-Size Gobos + Frames
- Have cuts of R119 and R132 available for all fixture sizes
- Down systems are yoked to the respective side of the pipe they are on

DISCLAIMER:

The drawings and information contained herein represent visual concepts and construction suggestions only. The Designer is unqualified to determine the structural appropriateness of this design and will not assume responsibility for improper engineering, electrification, construction, handling, or use of this system. All materials, construction, and wiring throughout shall comply with the most stringent of federal, state, and local fire and safety codes.



Greyson Norris
greyson.r.norris@gmail.com
512-800-4268

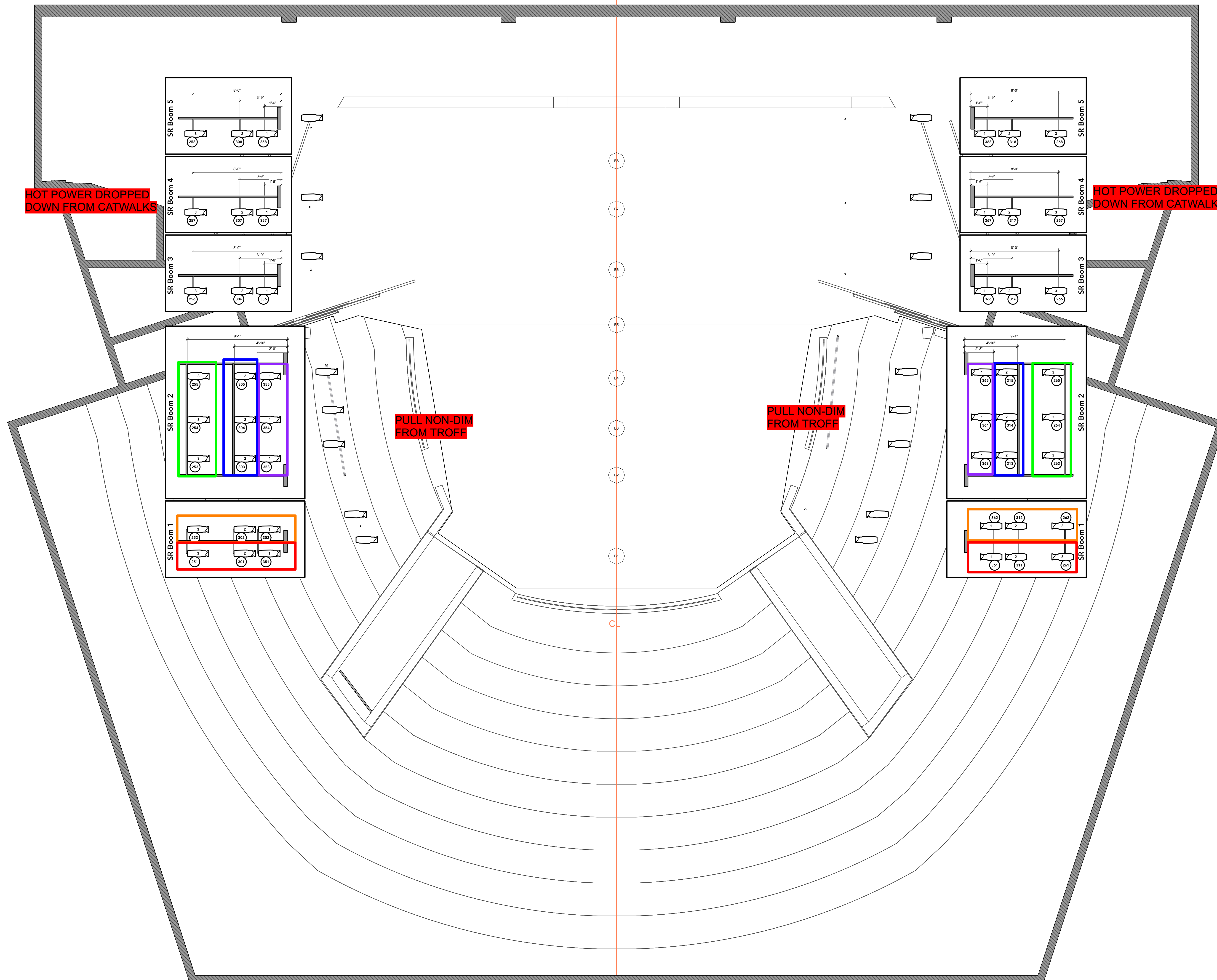
Creative Team

Artistic Director: Xi Chao
Lighting Designer: Greyson Norris
Costumes: XXXXXXXX
Sound Designer: XXXXXXXX
Assistant Lighting Designer: Spencer Roe-Weaver
Head Electrician: Audrey Wubbena
Tech Director: Victoria Esquivel

Revisions

Pre-lim Plot	03 / 28 / 2023
Final Plot	-- / -- / ----

5 Pin Plot
Plate Name: **4 of 6**
Scale: 1' = 1/4"
Greyson Norris
Drafted by: Loretto Hilton's Browning Theater
Plate Number:



Instrument Key

Source 4 750W 19 Degree	PAR 64 WFL
Source 4 750W 26 Degree	PAR 64 MFL
Source 4 750W 36 Degree	PAR 64 NSP
Source 4 750W 50 Degree	Chauvet Slimpar in a Par 64 Body
Elation Proteus	Martin MAC
Maximus	Viper
Chroma Q ColorForce II	Chauvet Slimpar

Label Legend

	Channel
	Unit Number
	Texture
	Color

Accessory Key

Notes

All lights need lamps
 Have appropriate frame sizes for fixtures and A-Size Gobos + Frames
 Have cuts of R119 and R132 available for all fixture sizes
 Down systems are yoked to the respective side of the pipe they are on

DISCLAIMER:

The drawings and information contained herein represent visual concepts and construction suggestions only. The Designer is unqualified to determine the structural appropriateness of this design and will not assume responsibility for improper engineering, electrification, construction, handling, or use of this system. All materials, construction, and wiring throughout shall comply with the most stringent of federal, state, and local fire and safety codes.



Greyson Norris
 greyson.r.norris@gmail.com
 512-800-4268

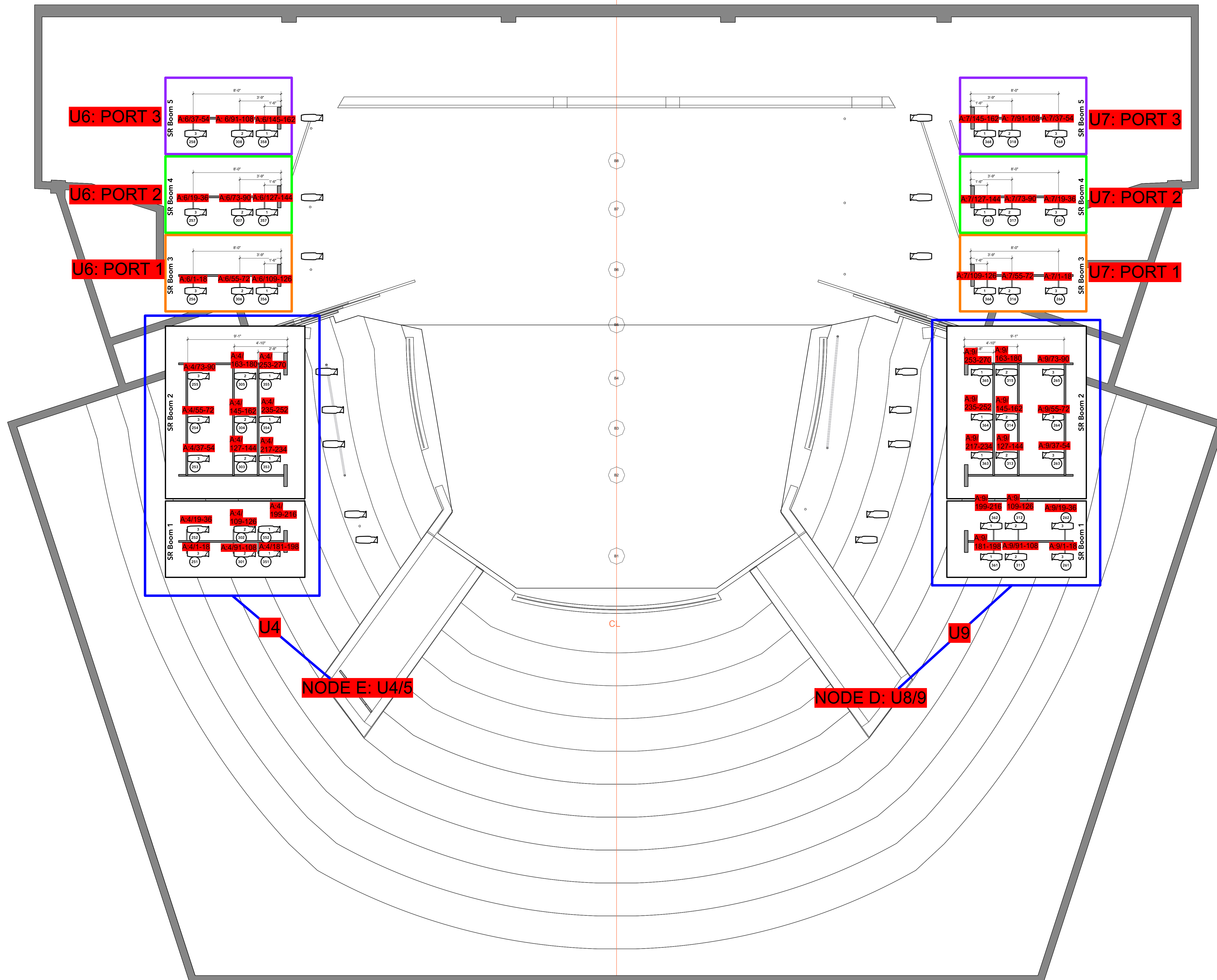
Creative Team

Artistic Director:	Xi Chao
Lighting Designer:	Greyson Norris
Costumes:	XXXXXXXXXX
Sound Designer:	XXXXXXXXXX
Assistant Lighting Designer:	Spencer Roe-Weaver
Head Electrician:	Audrey Wubben
Tech Director:	Victoria Esquivel

Revisions

Pre-lim Plot	03 / 28 / 2023
Final Plot	-- / -- / ----

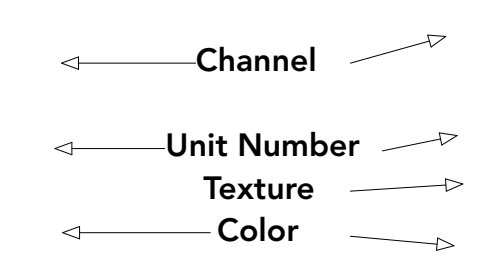
Hot Power Deck
 Plate Name: **5 of 6**
 Scale: 1' = 1/4"
 Greyson Norris
 Drafted by: _____ Plate Number: _____
 Loretto Hilton's Browning Theater



Instrument Key

Source 4 750W 19 Degree	PAR 64 WFL
Source 4 750W 26 Degree	PAR 64 MFL
Source 4 750W 36 Degree	PAR 64 NSP
Source 4 750W 50 Degree	Chauvet Slimpar in a Par 64 Body
Elation Proteus Maximus	Martin MAC Viper
	Chauvet Slimpar
Chroma Q ColorForce II	

Label Legend



Accessory Key

Notes

All lights need lamps
 Have appropriate frame sizes for fixtures and A-Size Gobos + Frames
 Have cuts of R119 and R132 available for all fixture sizes
 Down systems are yoked to the respective side of the pipe they are on

DISCLAIMER:

The drawings and information contained herein represent visual concepts and construction suggestions only. The Designer is unqualified to determine the structural appropriateness of this design and will not assume responsibility for improper engineering, electrification, construction, handling, or use of this system. All materials, construction, and wiring throughout shall comply with the most stringent of federal, state, and local fire and safety codes.



Greyson Norris
 greyson.r.norris@gmail.com
 512-800-4268

Creative Team

Artistic Director:	Xi Chao
Lighting Designer:	Greyson Norris
Costumes:	XXXXXXXXXX
Sound Designer:	XXXXXXXXXX
Assistant Lighting Designer:	Spencer Roe-Weaver
Head Electrician:	Audrey Wubbena
Tech Director:	Victoria Esquivel

Revisions

Pre-lim Plot	03 / 28 / 2023
Final Plot	-- / -- / ----

DMX Deck Plot	
Plate Name:	6 of 6
Scale:	
1' = 1/4"	
Greyson Norris	
Drafted by:	Plate Number:
Loretto Hilton's Browning Theater	